

**TWINWALL TAPERED COLLECTOR FIRE BOX 25mm WALLS**

Standard (\*1) : Supplied with a standard liner adapter, with collector, with fixing tabs, no base, no flange & no legs


Options in any combination:

With Single Skin Base (\*2 & \*3)

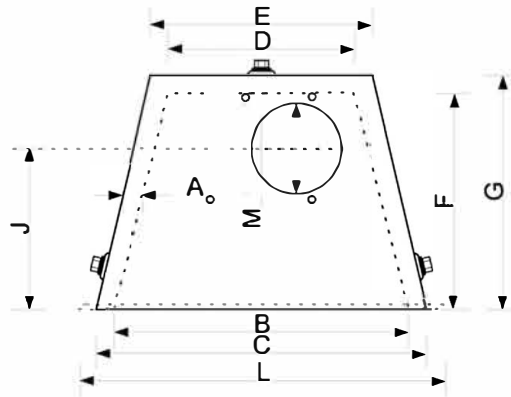
With Flange (\*3)

With 140mm Adjustable Legs

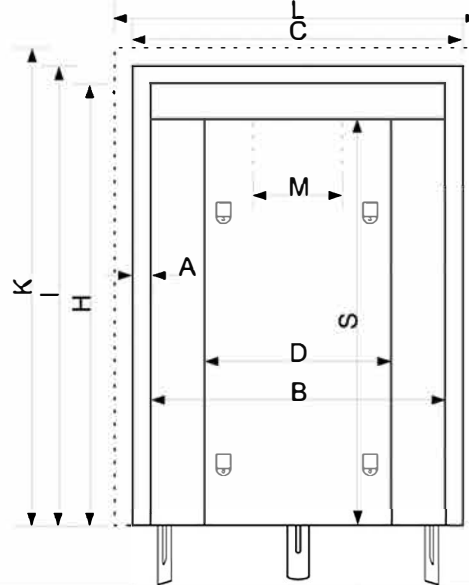
(Legs have 90mm of adjustment) (\*3)



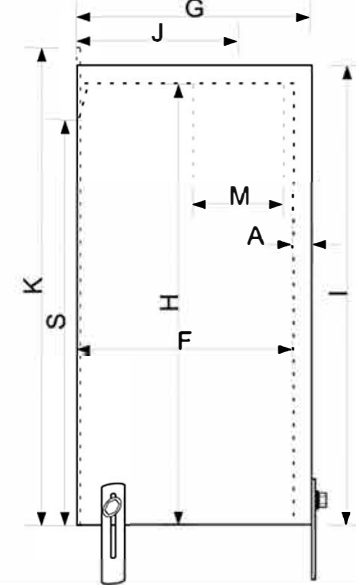
Plan Elevation



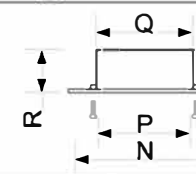
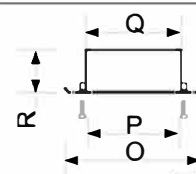
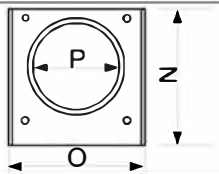
Front Elevation



Side Elevation



Standard  
Liner  
Adapter



A - Wall Thickness	25mm	G - Depth Outside	330mm	M - Spigot Diameter	125mm	S - Height to Underside of Collector	560mm
B - Front Inside Width	405mm	H - Height Inside	610mm	N - Adapter Base Depth	190mm		
C - Front Outside Width	455mm	J - Depth to Spigot Centre	225mm	O - Adapter Base Width	185mm		
D - Rear Inside Width	255mm	K - Face Height with Flange	660mm	P - Adapter Bottom Diameter	125mm		
E - Rear Outside Width	305mm	L - Face Width with Flange	505mm	Q - Adapter Top Diameter	133mm		
F - Depth Inside	305mm			R - Adapter Height	60mm		

Drawing Copyright:  
Fluetechn Ltd  
Unit 19  
Drakes Industrial Estate  
Shay Lane, Halifax  
West Yorkshire  
HX3 6RL  
Tel: 01422 351322  
www.fluetechn.co.uk

Description:  
Twinwall Tapered Fire Box with built in collector to suit deep inset fires.  
Designed to be installed prior to the fireplace.  
Our standard liner adapter allows insertion of a 125mm flexible flue liner which is then fixed in-place using self tapping screws.

Suitable for gas installations where a twinwall box is required by the fire manufacturer  
Materials: 22SWG Galvanised steel outer body with aluminium inner body

Drawing:	G_25_T_NB
Revision:	1
Drawing Date:	01/12/2010
Drawn:	PS