

TWINWALL SQUARE FIRE BOX 25mm WALLS
Standard (*1 & *2) : Supplied with a rigid flue adapter, with fixing tabs, with twinwall base, No Flange & no legs

Options in any combination:

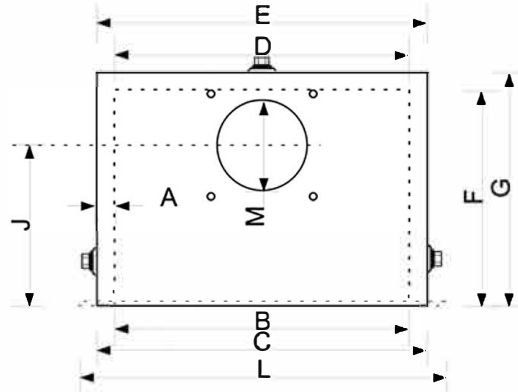
With Flange (*4)

With 140mm Adjustable Legs

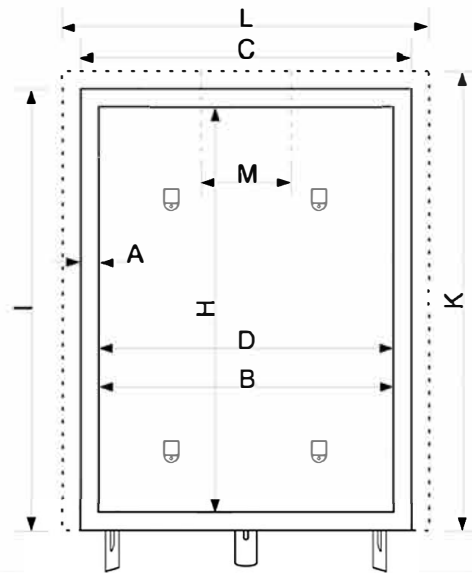
(Legs have 90mm of adjustment) (*3 & *4)



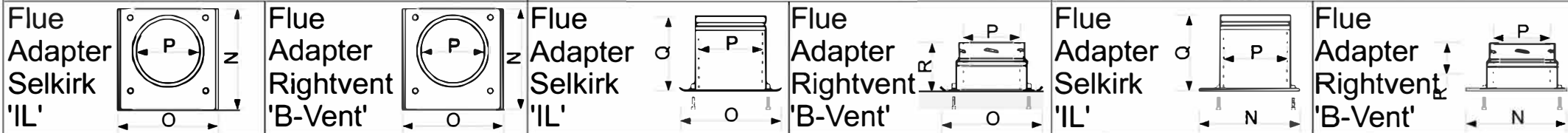
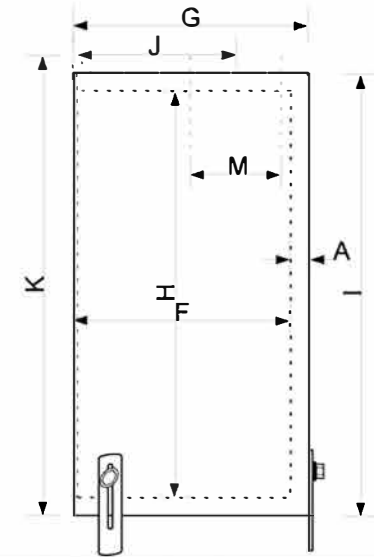
Plan Elevation



Front Elevation



Side Elevation



A - Wall Thickness	25mm	G - Depth Outside	330mm	M - Spigot Diameter	125mm
B - Front Inside Width	405mm	H - Height Inside	560mm	N - Adapter Base Depth	190mm
C - Front Outside Width	460mm	I - Height Outside	615mm	O - Adapter Base Width	185mm
D - Rear Inside Width	405mm	J - Depth to Spigot Centre	225mm	P - Flue Diameter	125mm
E - Rear Outside Width	460mm	K - Face Height with Flange	640mm	Q - Adapter Height - 'IL'	140mm
F - Depth Inside	305mm	L - Face Width with Flange	510mm	R - Adapter Height - 'B-Vent'	85mm

Drawing Copyright:
Flueteck Ltd
Unit 19
Drakes Industrial Estate
Shay Lane, Halifax
West Yorkshire
HX3 6RL
Tel: 01422 351322
www.flueteck.co.uk

Description:
Twinwall Square Fire Box to suit deep inset fires.
Designed to be installed prior to the fireplace and when either a Selkirk 'IL' or Rightvent 'B-Vent' 125mm (5") rigid flue system is being used.
Please note: only one collar of your choice is supplied per box.
Suitable for gas installations where a twinwall box is required by the fire manufacturer
Materials: 22SWG Galvanised steel outer body with aluminium inner body

Drawing:	RD_25_T_TWB
Revision:	1
Drawing Date:	08/04/2011
Drawn:	PS